

ANSI Standard J-STD-710
Audio, Video and Control Architectural Drawing Symbols
ELECTRONIC SYMBOL FILES

2016

Consumer
Technology
Association™
www.cta.tech












www.cedia.net









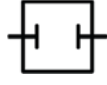









www.infocomm.org













1. AUDIO / VIDEO

| | | | | | | | | |
|---|---|---|---|---|--|---|---|---|
|  |  |  |  |  |  |  |  |  |
| Loudspeaker | Display Monitor | Video Projector | Projection Screen | Video Camera | Remote AV Source | White Board | Microphone | Junction Box |









2. COMMUNICATIONS

| | | | | | | | |
|---|---|---|---|---|---|---|--|
|  |  |  |  |  |  |  |  |
| Phone Port | Data Port | Phone and Data Port | Miscellaneous Port | Touch Pad | Clock | Intercom Station | Keyboard |
|  |  |  |  |  |  |  |  |
| Demarcation for All Services | Antenna | Dish Antenna | CPU/Server | Wired Repeater / Processor | RF Repeater or Access Point | Fax / Printer / Copier | Junction Box |

3. ELECTRONIC SAFETY AND SECURITY

| | | | | | | | |
|---|---|---|---|---|---|---|---|
|  |  |  |  |  |  |  |  |
| Keypad | Card Reader | Biometric Control | Button | Contact Switch | Control Panel | Video Camera | Audio Device |
|  |  |  |  | | | | |
| Detector | Glass Break Sensor | Electronic Lock | Vehicle Sensor | | | | |

4. ENVIRONMENTAL

| | | | | | | | |
|---|---|---|---|---|---|---|---|
|  |  |  |  |  |  |  |  |
| Thermostat | Humidistat | Thermostat and Humidistat | Temperature Sensor | Humidity Sensor | Temperature and Humidity Sensor | Miscellaneous Environmental Sensor | Junction Box |

*Note: Symbols size and line weight are shown at 150% in this summary









































ANSI Standard J-STD-710
Audio, Video and Control Architectural Drawing Symbols
ELECTRONIC SYMBOL FILES

2016

**Consumer
Technology
Association™**
www.cta.tech

CEDIA
www.cedia.net

**infoComm
INTERNATIONAL™**
www.infocomm.org

| 5. CONTROL | | | | | | | |
|--|---|---|--|---|---|---|---|
|  |  |  |  |  |  |  | |
| Keypad | Touch Panel | Volume Control | Keyboard | Joystick Controller | Video Controller with Touch Pad | Button | |
|  |  |  |  |  |  | | |
| Miscellaneous Control Port | Control Switch | Control Sensor | Touch Pad | Point of Sale | Junction Box | | |
| 6. VACUUM CLEANING SYSTEMS | | | | | | | |
|  |  |  | | | | | |
| Vacuum Power Unit | Vacuum Inlet | Vacuum Toe-kick Inlet | | | | | |
| 7. FURNISHINGS | | | | | | | |
|  |  |  |  |  |  |  | |
| Rack or Head End | Lift/Mount | Curtain | Shade | Masking Screen | Theater Seat | Seat Actuator | |
| 8. ELECTRICAL | | | | | | | |
| <p>The first nine Symbols are standard US electrical symbols.</p> <p>For other regions consult local electrical standards.</p> | |  |  |  |  |  | |
| | | Switch | Switch, Ceiling Mounted Pull | Receptacle, Single | Receptacle, Duplex | Receptacle, Quadraplex | |
| <p>The following symbols are suitable for all regions.</p> | |  |  |  |  | | |
| | | Receptacle, Special Use | Receptacle, Duplex on Emergency Power | Generator Power | Junction Box | | |
|  |  |  |  |  |  |  |  |
| Battery | Surge Voltage Protector | Uninterruptible Power Supply | Inverter | Charge Controller | Vehicle Charge Point | Photovoltaic Array | Wind Turbine Generator |

*Note: Symbols size and line weight are shown at 150% in this summary